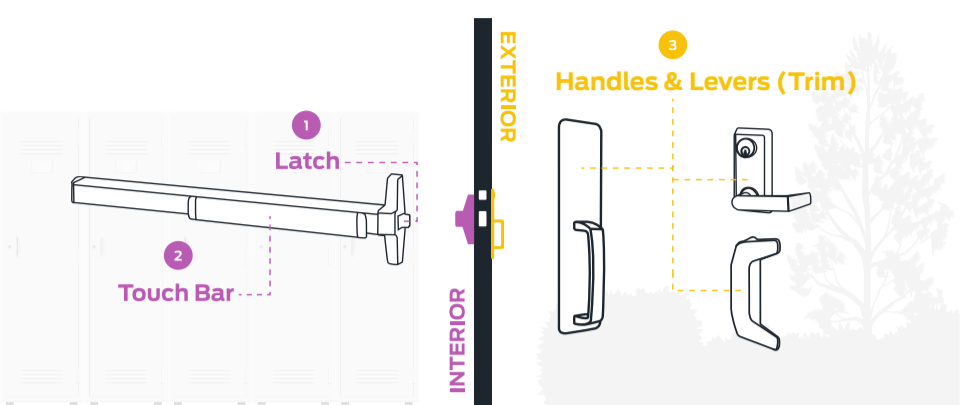


3 main components of a panic device

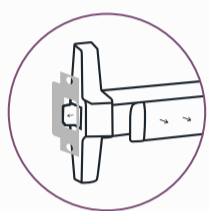


When a panic device's touch bar is pushed in, this pulls back the latch bolt so the door can be opened.



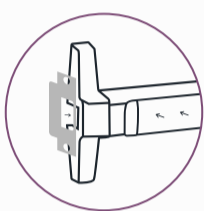
LATCHED VS. DOGGED VS. LOCKED

Latched



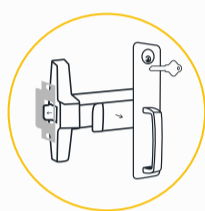
The device's latch bolt is engaged with the strike on the frame, or in the floor and frame if the device has latch bolts at the top or bottom of the door.

Dogged



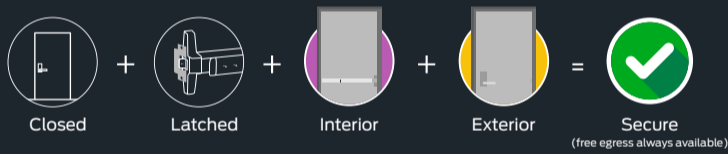
A device is dogged when the latch bolt of the panic device is held retracted so that the door can be easily pulled open from the outside trim. The door must be undogged to be secure.

Locked



Only a key or credential can unlock the outside. For a panic device to be locked, it must also be latched.

HOW DO I KNOW IF MY STUDENTS AND TEACHERS ARE AT RISK?



Interior side of door



Does the touch bar push in when you press it?

YES NO



Door is not dogged. Secure from the inside.



Door is dogged and not locked or ready for lockdown.



Exterior side of door



Does the outside handle have a place to put a key?

YES NO



Can the handle be left in the unlocked position after the key has been removed?

YES NO



Door is locked from the exterior side.



Door may be unlocked. Consider upgrading the handle so that someone does not have to step outside to lock the door.



Door is locked from the exterior side.



For the opening to be fully secure, the door must be closed, latched, and secured on both the interior and exterior sides of the door. Free egress is always available.

WHAT ARE MY OPTIONS FOR SECURING PERIMETER DOORS?

The state of the touch bar, dogging mechanism and exterior handle all impact the security of your opening. Additionally, you have to factor in the access needs of the door to best secure each secondary perimeter.

It is important to consult a door hardware expert to make sure your hardware is set up to meet your needs and provide you the highest level of security.

For more resources on how to improve safety and security in your school or to contact an Allegion security consultant, please visit allegion.co.nz.



Please note this information excludes electrified devices. To evaluate your specific opening, please contact an Allegion consultant.

For more information, visit allegion.co.nz.